



The Perfect Color


Choosing the perfect color for your cabinetry can be a daunting task. Kitchen cabinets come in every shade imaginable from traditional browns and whites to unique yellows and reds. One thing is assured, the finish you choose will undoubtedly define your new space. Get inspired, design with color and create the kitchen of your dreams.

The image displays three cabinet door samples stacked diagonally. The top sample is a light-colored door with a subtle, multi-toned finish. The middle sample is a dark wood-grain door with a rich, multi-toned finish. The bottom sample is a light wood-grain door with a natural finish and a warm, multi-toned finish.


Top: CRP-10 door shown in Paint Grade Hard Maple with a Crystal White Colourtone and Coffee glaze. Middle: CRP-10A48 door shown in Alder with a Honey finish and Sable glaze. Bottom: CRP-10 door shown in Hard Maple with a Natural finish and Brown glaze.




Finish: Colonial




Finish: Butter Rum
w/Oyster Glaze



Finish: Honey
w/Sable Glaze




Finish: Sienna




Finish: Washington Cherry
w/Brown Glaze



Finish: Nutmeg



Finish: Harvest Gold
w/Brown Glaze



Finish: Mesa
w/White Glaze




Finish: Natural
w/Caramel Glaze




Finish: Butter Rum
w/Brown Glaze




Finish: Alpine
w/Pewter Glaze




Finish: Cordovan
w/Sable Glaze




Finish: English Toffee
w/Caramel Glaze




Finish: Espresso
w/Sable Glaze




Finish: Colonial
w/Sable Glaze




Finish: Chestnut



Finish: Autumn
w/Caramel Glaze



Finish: Natural



Finish: Bordeaux



Finish: Ginger


HARD MAPLE




Cortland doors and Slab drawer fronts shown
in Hard Maple with a Natural finish.




Amesbury doors and Slab drawer fronts shown in Cherry with a Bordeaux finish.




Finish: Washington Cherry w/Sable Glaze




Finish: Ginger w/Brown Glaze




Finish: Nutmeg w/Pewter Glaze




Finish: Harvest Gold w/Caramel Glaze




Finish: Chestnut w/Caramel Glaze




Finish: Espresso




Finish: Honey



Finish: Sienna




Finish: Bordeaux




Finish: Autumn w/Brown Glaze




Finish: English Toffee w/Brown Glaze



Finish: Nutmeg w/Brown Glaze




Finish: Colonial




Finish: Natural w/White Glaze




Finish: Natural




Finish: Cordovan




Finish: Autumn w/Pewter Glaze



Finish: Bordeaux w/Sable Glaze




Finish: Butter Rum




Finish: Colonial w/Sable Glaze


MORE SPECIES




Specie: Alder
Finish: Colonial
w/Brown Glaze



Specie: Alder
Finish: Harvest Gold



Specie: Alder
Finish: Mesa
w/White Glaze




Specie: Alder
Finish: Natural
w/Brown Glaze




Specie: Bamboo
Finish: Nutmeg
w/Brown Glaze




Specie: Bamboo
Finish: Natural
w/Caramel Glaze




Specie: Bamboo
Finish: Chestnut
w/Sable Glaze




Specie: Bamboo
Finish: Washington Cherry



Specie: Lyptus
Finish: Colonial
w/Pewter Glaze




Specie: Lyptus
Finish: Honey
w/Sable Glaze



Specie: Lyptus
Finish: Natural
w/Caramel Glaze



Specie: Pine
Finish: Autumn
w/Sable Glaze




Specie: Pine
Finish: Cordovan




Specie: Pine
Finish: Nutmeg
w/Brown Glaze




Specie: Red Oak
Finish: Alpine
w/Pewter Glaze




Specie: Red Oak
Finish: English Toffee




Specie: Red Oak
Finish: Natural



Specie: Red Oak
Finish: Washington Cherry
w/Brown Glaze




Specie: White Birch
Finish: Cordovan
w/Sable Glaze




Specie: White Birch
Finish: Espresso




Specie: White Birch
Finish: Mesa
w/Brown Glaze




Specie: Soft Maple
Finish: Honey




Specie: Soft Maple
Finish: Natural
w/Pewter Glaze




Specie: Walnut
Finish: Natural




Specie: Walnut
Finish: Chestnut




Specie: Walnut
Finish: Bordeaux
w/Sable Glaze




Specie: Walnut
Finish: Ginger
w/Brown Glaze



Specie: Quarter Sawn
White Oak
Finish: Autumn




Specie: Quarter Sawn
White Oak
Finish: Chestnut
w/Brown Glaze




Specie: Quarter Sawn
White Oak
Finish: Nutmeg
w/Caramel Glaze




Finish: Chesapeake
w/ Oyster Glaze – Brushed



Finish: Sandstone




Finish: Frosty White
w/Pewter Glaze



Finish: Creamy Butter




White Finish: Frosty White
w/Chai Glaze – Brushed




Finish: Sage
w/Coffee Glaze – Heirloom




Finish: Crystal White



Finish: Slate Blue




Finish: Burgundy



Finish: Slate Blue
w/Coffee Glaze



Finish: Chesapeake
w/Caramel Glaze



Finish: Ebony – Antiqued



Finish: Crystal White
w/Coffee Glaze – Heirloom



Finish: Crystal White
w/Oyster Glaze – Brushed




Finish: Creamy Butter
w/Coffee Glaze – Heirloom




Finish: Designer White



Finish: Creamy Butter
w/White Glaze



Finish: Sage



Finish: Sandstone
w/Coffee Glaze



Finish: Antique White


COLOUR TONES




CRP-10 doors and custom inset drawer fronts shown in
Paint Grade Hard Maple with a Frosty White Colourtone.



Verona doors and Hastings drawer fronts shown in Paint Grade Hard Maple with a Conservative Gray - SW6183 Prism Paint.



Alabaster – SW7008



Down Pour – SW6516



Bravado Red – SW6320




Naval – SW6244




Sand Dune – SW6086



Overjoy – SW6689




Functional Gray – SW7024




Black Fox – SW7020




Dover White – SW6385



Tradewind – SW6218




Aloe – SW6464



Bohemian Black – SW6988




Parakeet – SW6711



Night Owl – SW7061




Chivalry Cooper – SW6353




Granite Peak – SW6250



Believable Buff – SW6120



Escape Gray – SW6185



Fully Purple – SW6983



Navajo White – SW6126